


# CHR 可粘接厚膜片式电阻器

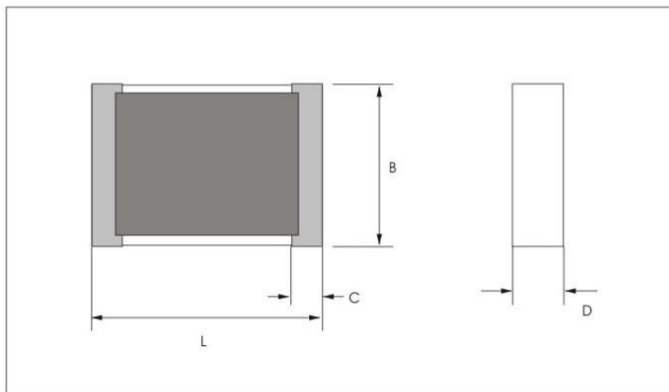
## high value thick film chip resistors for gluing



昌盛股份  
股票代码: 430503



### ■ 构造图 Construction



### ■ 产品特点 Features

- 厚膜片式化电阻
- 端头PtAg - 无磁性
- 适合粘接或焊接
- 高频型不可调或用喷气调阻 (0805、1206)
- Chip resistors in thick film
- Contact areas PtAg-non-magnetic
- Suited for gluing and soldering
- RF-versions untrimmed or air-abrasive trimmed(0805,1206)

### ■ 外形尺寸 Dimensions(mm)

型号 Type	L	B	D	C
0402	1.04 <sup>±0.05</sup>	0.5 <sup>±0.05</sup>	0.3 <sup>±0.05</sup>	0.1 <sup>±0.1/-0.05</sup>
0504	1.25 <sup>±0.15/-0.05</sup>	1.0 <sup>±0.15/-0.05</sup>	0.3 <sup>±0.15/-0.05</sup>	0.2 <sup>±0.2/-0.1</sup>
0603	1.5 <sup>±0.15/-0.05</sup>	0.8 <sup>±0.15/-0.05</sup>	0.4 <sup>±0.15/-0.05</sup>	0.2 <sup>±0.2/-0.1</sup>
0805	2.0 <sup>±0.15/-0.05</sup>	1.25 <sup>±0.15/-0.05</sup>	0.4 <sup>±0.15/-0.05</sup>	0.2 <sup>±0.2/-0.1</sup>
1206	3.2 <sup>±0.15/-0.05</sup>	1.5 <sup>±0.2/-0.05</sup>	0.4 <sup>±0.15/-0.05</sup>	0.3 <sup>±0.2/-0.1</sup>

### ■ 应用范围 Applications

- 电脑
- 移动通信
- 仪器仪表
- 各类电子设备
- Computers
- Telecom and wireless
- Meters and instruments
- Electrical devices

L=长度, B=宽度, D=厚度, C=包围电极宽度(mm)

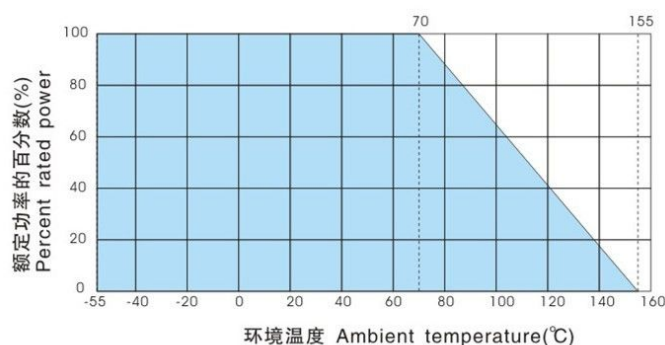
L=Length, B=Width, D=Thickness,

C=Width of wraparound ( in mm )

### ■ 执行标准 Reference Standards

Q/DRT005—2009

### ■ 降功耗曲线 Derating Curve



# CHR 可粘接厚膜片式电阻器

## high value thick film chip resistors for gluing



### ■ 技术说明 Technical Specifications

型号 Type	额定功率 $P_{70}$ (mW) Power rating $P_{70}$ (mW)	工作电压(V) Working voltage(V)		阻值范围/精度、温度系数 <sup>1)</sup> Resistance ranges/Tolerances/TCR(ppm/°C) <sup>1)</sup>			
		刻槽 trimmed	未刻槽 untrimmed	1R~10R	10R~100R	100R~1M	1M~10M
0402	50	30	100	10/20% TC100/250	5/10% TC50/100	2/5/10% TC50/100	5/10/20% TC50/100
0504	100	50	150	5/10/20% TC100/250	2/5/10% TC50/100	1/2/5/10% TC50/100	1/2/5/10% TC50/100
0603	100	75	220	5/10/20% TC100/250	2/5/10% TC50/100	1/2/5/10% TC50/100	1/2/5/10% TC50/100
0805	125	100	300	5/10/20% TC100/250	1/2/5/10% TC50/100	0.5/.../10% TC50/100	1/2/5/10% TC50/100
1206	250	200	600	5/10/20% TC100/250	1/2/5/10% TC50/100	0.5/.../10% TC50/100	1/2/5/10% TC50/100

<sup>1)</sup>温度系数25/50: 温度范围  $\pm 25^{\circ}\text{C} \sim \pm 85^{\circ}\text{C}$

零欧姆跨接线:  $< 50\text{m}\Omega$ , 温度系数最大  $\pm 4000\text{PPM}/^{\circ}\text{C}$ ;

更高阻值精度、温度系数和电压系数或其它尺寸可按要求供货。

<sup>1)</sup>TC25/50: Temperature range  $\pm 25^{\circ}\text{C} \sim \pm 85^{\circ}\text{C}$

Zero-Ohm-Jumper:  $< 50\text{m}\Omega$  TCR max.  $\pm 4000\text{PPM}/^{\circ}\text{C}$

Lower values of tolerance, TCR and VCR or other sizes on request.

### ■ 性能指标 Performance

温度范围 Temperature range	气候类别按IEC60068 Climatic category acc.to IEC 60068	可焊性按IEC60068-2-58 <sup>2)</sup> Solderability acc.IEC60068-2-58 <sup>2)</sup>	耐焊接热按IEC60068-2-58 Max.Soldering temperature acc.IEC60068-2-58
$-55^{\circ}\text{C} \sim 155^{\circ}\text{C}$	55/155/56	$235^{\circ}\text{C}$ 2s	$260^{\circ}\text{C}$ 10s

长期稳定性 Long term stability	高温贮存 $125^{\circ}\text{C}/1000\text{h}$ Storage $125^{\circ}\text{C}/1000\text{h}$	高温贮存 $155^{\circ}\text{C}/1000\text{h}$ Storage $155^{\circ}\text{C}/1000\text{h}$	负荷 $P_{70}/70^{\circ}\text{C}/1000\text{h}$ Load $P_{70}/70^{\circ}\text{C}/1000\text{h}$	短时间过负荷 Short term overload	稳态湿热(56d/40°C/96%) Damp heat(56d/40°C/96%)
$\geq 10\text{R}$	$< 0.5\%$	$< 1\%$	$< 0.5\%$	$< 0.25\%$	$< 0.5\%$
$< 10\text{R}$	$< 1\%$	$< 2\%$	$< 1\%$	$< 0.5\%$	$< 1\%$

<sup>2)</sup>装运后至6个月要求贮存在氮气中  
未列特性按CECC40401-802

<sup>2)</sup>Up to 6 months after shipment resp,at storage in Nitrogen  
Data not specified according to CECC40401-802

### ■ 订货示例 How To Order

例如 Example

CHR	0805	125mW	100M $\Omega$	$\pm 5\%$	$\pm 100\text{ppm}$	编带/袋装
产品类型 Type	类型 Style	功率 Power	标称阻值 Nominal Value	精度 Tolerance	温度系数 TCR	包装方式 Packaging
CHR	0402 0504 0603 0805 1206	50mW 100mW 125mW 250mW	100M $\Omega$	$\pm 0.5\%$ $\pm 1\%$ $\pm 2\%$ $\pm 5\%$ $\pm 10\%$ $\pm 20\%$	$\pm 50\text{ppm}$ $\pm 100\text{ppm}$ $\pm 250\text{ppm}$	编带 tape 袋装 bag

如果对温度系数和包装方式无要求, 将按标志温度系数提供(表中最大值), 包装是散装;

If no requirements for TCR and taping,the standard TCR (highest value in table)will be supplied and packaging is bulk.